

C18 ACERT™

MARINE PROPULSION ENGINE

454 bhp	339 bkW	1800 rpm
479 bhp	357 bkW	1800 rpm
600 bhp	448 bkW	1800 rpm



Image shown
may not reflect
actual engine

SPECIFICATIONS

I-6, 4-Stroke-Cycle-Diesel

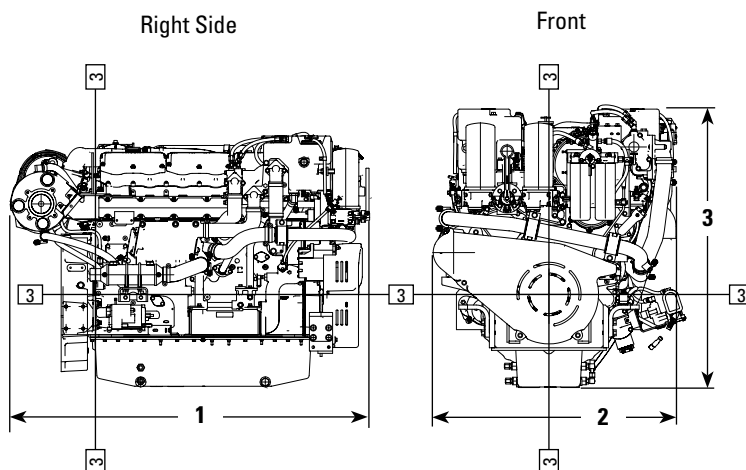
- IMO II compliant
- 18.0 L (1098 cu in) displacement
- 1800 rpm rated engine speed
- 145 mm (5.7 in) bore x 183 mm (7.2 in) stroke
- Turbocharged and aftercooled aspiration
- Electronically governed
- Heat exchanger or keel cooled
- Refill capacity
 - Cooling system: 45 L (12 gal)
 - Lube oil system: 49 L (13 gal) shallow pan
 - Lube oil system: 68 L (18 gal) deep pan
- 250-hour oil change interval shallow pan
- 500-hour oil change interval deep pan
- Caterpillar Diesel Engine Oil 10W30 or 15W40
- SAE No. 0 flywheel housing with SAE No. 18 flywheel (136 teeth), SAE No. 1 flywheel housing with SAE No. 14 flywheel (113 teeth)
- Counterclockwise rotation from flywheel end



STANDARD ENGINE EQUIPMENT

- Separate circuit aftercooler (SCAC)
- Heavy-duty inlet air filter
- Heat exchanger or keel cooling
- SCAC and JW shunt tanks with sight glass
- Watercooled exhaust manifold and turbocharger
- Center sump oil pan, deep or shallow
- Oil filler, filter, and dipstick, front service
- MEUI fuel system
- Fuel filter, front service
- Fuel transfer and priming pumps
- Hybrid fuel lines
- Electronic fuel/air ratio control
- Electronic diagnostics and fault logging
- Front support adjustable mounting system
- Front damper guard
- Customer wiring and service tool connector

DIMENSIONS



ENGINE DIMENSIONS & WEIGHT

(1) Length	1854 mm	73.0 in
(2) Width	1134 mm	44.6 in
(3) Height	1300 mm	51.2 in
Weight, Net Dry (approx)	*1950 kg	*4,299 lb

Note: Do not use these dimensions for installation design. See general dimension drawings for detail.

*Weight includes electric starting motor and charging alternator.

MARINE ENGINE PERFORMANCE

Max Power

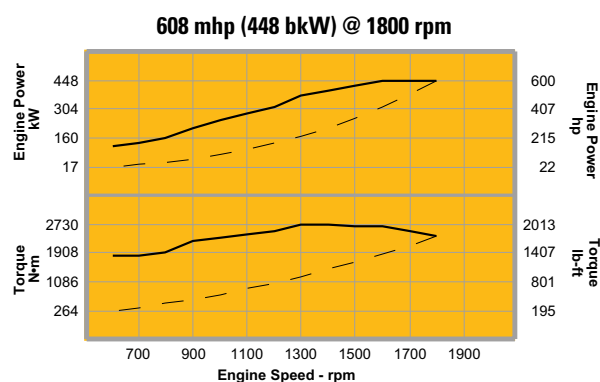
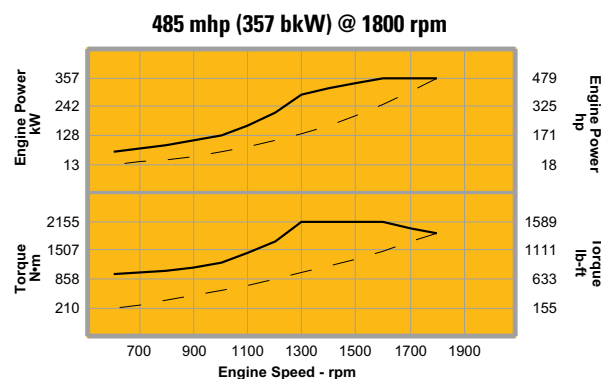
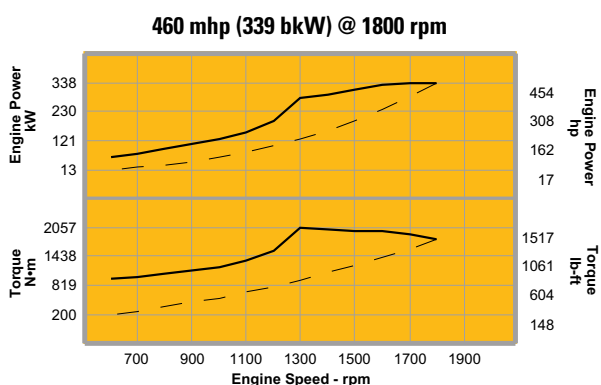
A Rating – EM0082-00					A Rating – EM0083-00					A Rating – EM0075-00				
rpm	bhp	g/hr	bkW	g/bkW-hr	rpm	bhp	g/hr	bkW	g/bkW-hr	rpm	bhp	g/hr	bkW	g/bkW-hr
1800	454	22.6	339	212.1	1800	479	23.7	357	211.3	1800	600	30.0	448	213.1
1600	447	21.9	333	208.7	1600	479	23.0	357	204.5	1600	600	29.1	448	206.5
1400	396	18.9	295	203.4	1400	424	20.3	316	203.9	1400	532	25.9	397	207.1
1000	169	8.2	126	205.8	1000	170	8.2	127	205.2	1000	331	16.5	241	211.7
600	82	3.9	61	203.3	600	81	3.9	60	206.4	600	156	8.3	116	226.1

Prop Demand

A Rating – EM0082-00					A Rating – EM0083-00					A Rating – EM0075-00				
rpm	bhp	g/hr	bkW	g/bkW-hr	rpm	bhp	g/hr	bkW	g/bkW-hr	rpm	bhp	g/hr	bkW	g/bkW-hr
1800	454	22.6	339	212.1	1800	479	23.7	357	211.3	1800	600	30.0	448	213.1
1600	319	15.9	238	212.1	1600	336	16.7	251	211.8	1600	422	21.3	314	215.0
1400	214	10.7	159	214.1	1400	225	10.9	168	206.9	1400	282	14.2	211	214.2
1000	78	4.1	58	226.0	1000	82	4.2	61	219.3	1100	103	5.2	77	216.9
600	17	1.2	13	292.5	600	18	1.2	13	282.3	900	22	1.4	17	263.7

Maximum Power

Prop Demand



OPTIONAL EQUIPMENT (partial list)

- Air inlet adapter
- Battery charger, charging alternator
- Exhaust elbow, flange, flex fitting, muffler
- Primary fuel/water separator, duplex fuel filter
- Duplex oil filter, transmission oil cooler
- Starting motors – air or electric
- Jacket water heater
- MECP I control panel
- MECP III control panel with Cat® alarm and protection system

CAT, CATERPILLAR, their respective logos, ACERT, "Caterpillar Yellow" and the "Power Edge" trade dress, as well as corporate and product identity used herein, are trademarks of Caterpillar and may not be used without permission.

U.S. Sourced
LEHM0076-02 (11-13)

©2013 Caterpillar
All rights reserved.
Materials and specifications are subject to change without notice.
The International System of Units (SI) is used in this publication.

C18 ACERT™

MARINE PROPULSION ENGINE

803 bhp

599 bkW

2100 rpm



Image shown
may not reflect
actual engine

SPECIFICATIONS

I-6, 4-Stroke-Cycle-Diesel

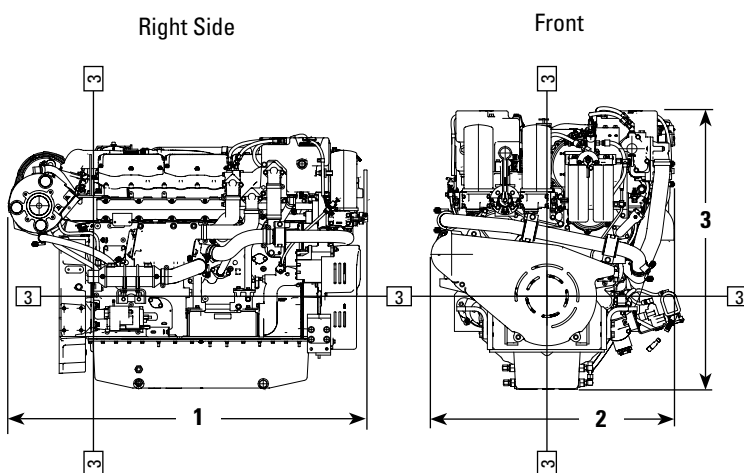
- EPA Tier 3/IMO II compliant
- 18.0 L (1098 cu in) displacement
- 2100 rpm rated engine speed
- 145 mm (5.7 in) bore x 183 mm (7.2 in) stroke
- Turbocharged and aftercooled aspiration
- Electronically governed
- Heat exchanger or keel cooled
- Refill capacity
 - Cooling system: 45 L (12 gal)
 - Lube oil system: 49 L (13 gal) shallow pan
 - Lube oil system: 68 L (18 gal) deep pan
- 250-hour oil change interval shallow pan
- 500-hour oil change interval deep pan
- Caterpillar Diesel Engine Oil 10W30 or 15W40
- SAE No. 0 flywheel housing with SAE No. 18 flywheel (136 teeth), SAE No. 1 flywheel housing with SAE No. 14 flywheel (113 teeth)
- Counterclockwise rotation from flywheel end



STANDARD ENGINE EQUIPMENT

- Separate circuit aftercooler (SCAC)
- Heavy-duty inlet air filter
- Heat exchanger or keel cooling
- SCAC and JW shunt tanks with sight glass
- Watercooled exhaust manifold and turbocharger
- Center sump oil pan, deep or shallow
- Oil filler, filter, and dipstick, front service
- MEUI fuel system
- Fuel filter, front service
- Fuel transfer and priming pumps
- Hybrid fuel lines
- Electronic fuel/air ratio control
- Electronic diagnostics and fault logging
- Front support adjustable mounting system
- Front damper guard
- Customer wiring and service tool connector

DIMENSIONS



ENGINE DIMENSIONS & WEIGHT

(1) Length	1854 mm	73.0 in
(2) Width	1134 mm	44.6 in
(3) Height	1300 mm	51.2 in
Weight, Net Dry (approx)	*1950 kg	*4,299 lb

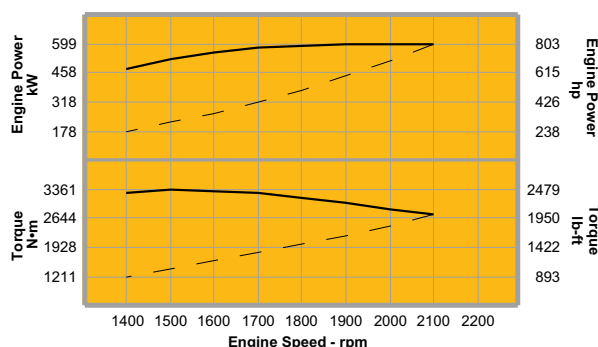
Note: Do not use these dimensions for installation design. See general dimension drawings for detail.

*Weight includes electric starting motor and charging alternator.

MARINE ENGINE PERFORMANCE

Max Power D Rating – EM0270-00					Prop Demand D Rating – EM0270-00			
rpm	bhp	g/hr	bkW	g/bkW-hr	bhp	g/hr	bkW	g/bkW-hr
2100	803	42.5	599	225.5	803	42.5	599	225.5
2000	803	42.0	599	222.7	694	36.3	517	222.8
1800	793	39.7	591	213.3	506	26.6	377	224.2
1600	748	36.3	558	206.5	355	18.7	265	223.7
1400	644	31.3	480	206.7	238	10.2	178	183.2

814 mhp (599 bkW) @ 2100 rpm



Maximum Power ————— Prop Demand — — — — —

OPTIONAL EQUIPMENT

- Air inlet adapter
- Auxiliary expansion tank flange kit
- Battery charger 10 amp
- Charging alternator 24V 105 amp
- Exhaust elbows, dry or watercooled
- Exhaust flange, flexible fitting, muffler
- Duplex fuel filter – front service
- Fuel cooler, flexible fuel lines
- Primary fuel/water separator
- Duplex oil filter – front service
- Transmission oil cooler
- Manual sump pump
- Vibration isolators
- Starting motors – electric or air
- Jacket water heaters
- Battery sets – 24V 950-1300 CCA
- MECP I control panel
- MECP III control panel with Cat® alarm and protection system
- OEM wiring harness – 30, 50, 80 foot lengths
- Engine-to-engine wiring harness – 15, 30 foot lengths
- Front supports and rear supports
- Power take-offs
- Fumes disposal (closed system)

RATING DEFINITIONS AND CONDITIONS

D Rating (Intermittent Duty)

Typical applications: For vessels operating at rated load and rated speed up to 16% of the time, or 2 hours out of 12, (up to 50% load factor). Typical applications could include but are not limited to

vessels such as offshore patrol boats, customs boats, police boats, some fishing boats, fireboats, or harbor tugs. Typical operation ranges from 1000 to 3000 hours per year.

C18 ACERT™

MARINE PROPULSION ENGINE

553 bhp	412 bkW	2100 rpm
670 bhp	500 bkW	2100 rpm
715 bhp	533 bkW	2100 rpm



Image shown
may not reflect
actual engine

SPECIFICATIONS

I-6, 4-Stroke-Cycle-Diesel

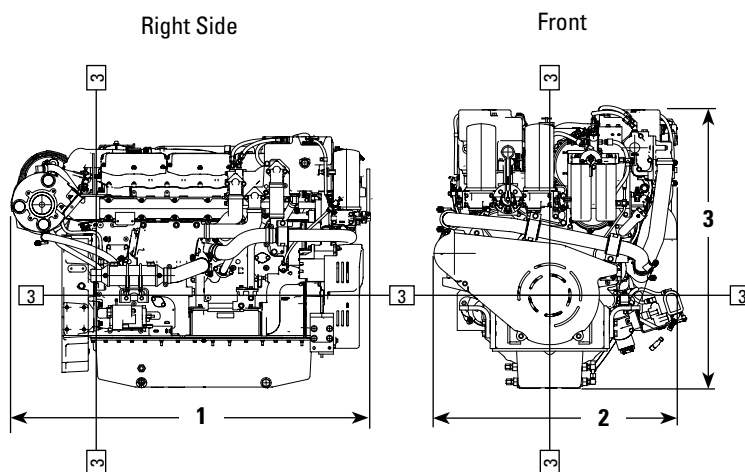
- IMO II compliant
- 18.0 L (1098 cu in) displacement
- 2100 rpm rated engine speed
- 145 mm (5.7 in) bore x 183 mm (7.2 in) stroke
- Turbocharged and aftercooled aspiration
- Electronically governed
- Heat exchanger or keel cooled
- Refill capacity
 - Cooling system: 45 L (12 gal)
 - Lube oil system: 49 L (13 gal) shallow pan
 - Lube oil system: 68 L (18 gal) deep pan
- 250-hour oil change interval shallow pan
- 500-hour oil change interval deep pan
- Caterpillar Diesel Engine Oil 10W30 or 15W40
- SAE No. 0 flywheel and flywheel housing
136 flywheel teeth; SAE No. 1 flywheel and
housing, 113 teeth
- Counterclockwise rotation from flywheel end



STANDARD ENGINE EQUIPMENT

- Separate circuit aftercooler (SCAC)
- Heavy-duty inlet air filter
- Heat exchanger or keel cooling
- SCAC and JW shunt tanks with sight glass
- Watercooled exhaust manifold and turbocharger
- Center sump oil pan, deep or shallow
- Oil filler, filter, and dipstick, front service
- MEUI fuel system
- Fuel filter, front service
- Fuel transfer and priming pumps
- Hybrid fuel lines
- Electronic fuel/air ratio control
- Electronic diagnostics and fault logging
- Front support adjustable mounting system
- Front damper guard
- Customer wiring and service tool connector

DIMENSIONS



ENGINE DIMENSIONS & WEIGHT

(1) Length	1854 mm	73.0 in
(2) Width	1134 mm	44.6 in
(3) Height	1300 mm	51.2 in
Weight, Net Dry (approx)	*1950 kg	*4,299 lb

Note: Do not use these dimensions for installation design. See general dimension drawings for detail.

*Weight includes electric starting motor and charging alternator.

MARINE ENGINE PERFORMANCE

Max Power

B Rating – EM0076-00					B Rating – EM0077-00					C Rating – EM0079-00				
rpm	bhp	g/hr	bkW	g/bkW-hr	rpm	bhp	g/hr	bkW	g/bkW-hr	rpm	bhp	g/hr	bkW	g/bkW-hr
2100	553	28.7	412	221.3	2100	671	35.2	500	223.8	2100	715	37.6	533	223.9
1700	502	26.6	374	225.7	1700	636	32.0	474	214.4	1700	656	32.8	489	213.2
1300	356	17.1	266	204.1	1300	429	22.3	320	221.1	1300	424	21.3	317	213.6
900	219	10.5	164	203.4	900	216	11.0	161	215.9	900	233	11.8	173	216.2
600	95	4.6	71	206.2	600	101	5.0	75	212.5	600	113	5.6	84	211.0

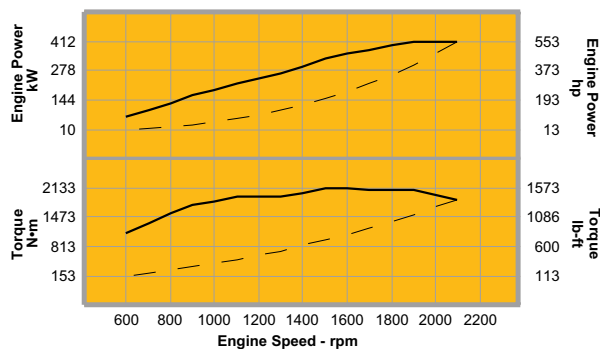
Prop Demand

B Rating – EM0076-00					B Rating – EM0077-00					C Rating – EM0079-00				
rpm	bhp	g/hr	bkW	g/bkW-hr	rpm	bhp	g/hr	bkW	g/bkW-hr	rpm	bhp	g/hr	bkW	g/bkW-hr
2100	553	28.7	412	221.3	2100	671	35.2	500	223.8	2100	715	37.6	533	223.9
1700	293	15.2	219	220.9	1700	356	18.0	265	214.9	1700	379	18.8	283	211.2
1300	131	7.0	98	227.6	1300	159	8.2	119	219.6	1300	170	8.8	126	221.8
900	43	2.5	32	245.6	900	53	2.9	39	233.8	900	56	3.1	42	233.0
600	13	1.0	10	330.4	600	16	1.1	12	291.6	600	17	1.1	12	288.9

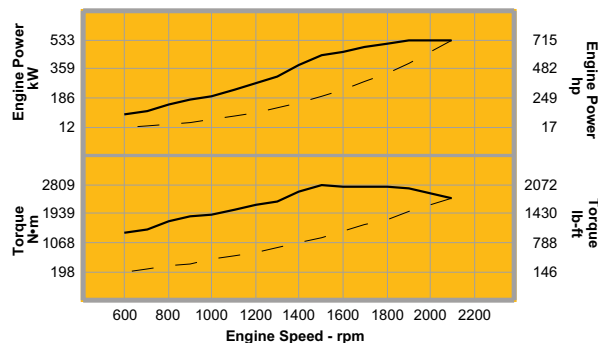
Maximum Power —————

Prop Demand — — — — —

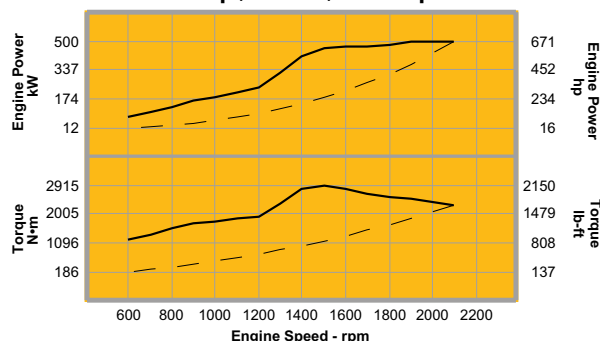
561 mhp (412 bkW) @ 2100 rpm



725 mhp (533 bkW) @ 2100 rpm



679 mhp (500 bkW) @ 2100 rpm



OPTIONAL EQUIPMENT (partial list)

- Air inlet adapter
- Battery charger, charging alternator
- Exhaust elbow, flange, flex fitting, muffler
- Primary fuel/water separator, duplex fuel filter
- Duplex oil filter, transmission oil cooler
- Starting motors – air or electric
- Jacket water heater
- MECP I control panel
- MECP III control panel with Cat® alarm and protection system

CAT, CATERPILLAR, their respective logos, ACERT, "Caterpillar Yellow" and the "Power Edge" trade dress, as well as corporate and product identity used herein, are trademarks of Caterpillar and may not be used without permission.

C18 ACERT™

MARINE PROPULSION ENGINE

671 bhp 500 bkW WOSR 1800-2100 rpm
715 bhp 533 bkW WOSR 1800-2100 rpm



Image shown
may not reflect
actual engine

SPECIFICATIONS

I-6, 4-Stroke-Cycle-Diesel

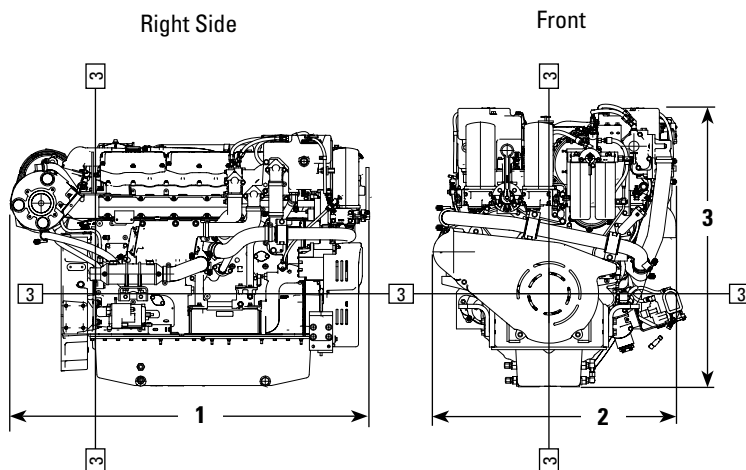
- EPA Tier 3/IMO II compliant
- 18.0 L (1098 cu in) displacement
- 1800-2100 rpm rated engine speed
- 145 mm (5.7 in) bore x 183 mm (7.2 in) stroke
- Turbocharged and aftercooled aspiration
- Electronically governed
- Heat exchanger or keel cooled
- Refill capacity
 - Cooling system: 45 L (12 gal)
 - Lube oil system: 49 L (13 gal) shallow pan
 - Lube oil system: 68 L (18 gal) deep pan
- 250-hour oil change interval shallow pan
- 500-hour oil change interval deep pan
- Caterpillar Diesel Engine Oil 10W30 or 15W40
- SAE No. 0 flywheel housing with SAE No. 18 flywheel (136 teeth), SAE No. 1 flywheel housing with SAE No. 14 flywheel (113 teeth)
- Counterclockwise rotation from flywheel end



STANDARD ENGINE EQUIPMENT

- Separate circuit aftercooler (SCAC)
- Heavy-duty inlet air filter
- Heat exchanger or keel cooling
- SCAC and JW shunt tanks with sight glass
- Watercooled exhaust manifold and turbocharger
- Center sump oil pan, deep or shallow
- Oil filler, filter, and dipstick, front service
- MEUI fuel system
- Fuel filter, front service
- Fuel transfer and priming pumps
- Hybrid fuel lines
- Electronic fuel/air ratio control
- Electronic diagnostics and fault logging
- Front support adjustable mounting system
- Front damper guard
- Customer wiring and service tool connector

DIMENSIONS



ENGINE DIMENSIONS & WEIGHT

(1) Length	1854 mm	73.0 in
(2) Width	1134 mm	44.6 in
(3) Height	1300 mm	51.2 in
Weight, Net Dry (approx)	*1950 kg	*4,299 lb

Note: Do not use these dimensions for installation design. See general dimension drawings for detail.

*Weight includes electric starting motor and charging alternator.

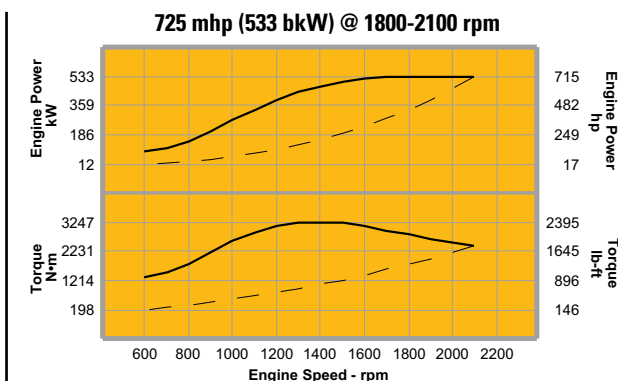
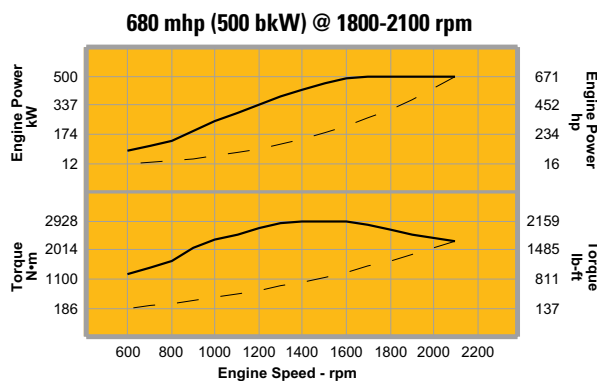
MARINE ENGINE PERFORMANCE

Prop Demand

B Rating – EM0265-00					C Rating – EM0259-00			
rpm	bhp	g/hr	bkW	g/bkW-hr	bhp	g/hr	bkW	g/bkW-hr
2100	671	35.2	500	223.3	715	37.6	533	223.9
1900	497	27.1	370	232.3	529	28.6	395	230.2
1600	297	16.2	221	232.7	316	17.3	236	233.1
1300	159	9.1	119	243.9	170	9.4	126	235.4
900	53	2.9	39	236.7	56	3.1	42	238.9
600	16	1.1	12	303.8	17	1.1	12	291.3

Prop Demand

B Rating – EM0377-00					C Rating – EM0376-00			
rpm	bhp	g/hr	bkW	g/bkW-hr	bhp	g/hr	bkW	g/bkW-hr
1800	671	33.3	500	211.8	715	35.4	533	210.9
1500	388	20.4	289	224.4	414	21.8	308	224.4
1200	199	10.9	148	233.9	212	11.5	158	230.6
900	84	4.4	63	222.3	89	4.7	67	223.2
600	25	1.5	19	259.5	26	1.6	20	253.4



Maximum Power —————

Prop Demand - - - - -

OPTIONAL EQUIPMENT

- Air inlet adapter
- Auxiliary expansion tank flange kit
- Battery charger 10 amp
- Charging alternator 24V 105 amp
- Exhaust elbows, dry or watercooled
- Exhaust flange, flexible fitting, muffler
- Duplex fuel filter – front service
- Fuel cooler, flexible fuel lines
- Primary fuel/water separator
- Duplex oil filter – front service
- Transmission oil cooler
- Manual sump pump
- Vibration isolators
- Starting motors – electric or air
- Jacket water heaters
- Battery sets – 24V 950-1300 CCA
- MECP I control panel
- MECP III control panel with Cat® alarm and protection system
- OEM wiring harness – 30, 50, 80 foot lengths
- Engine-to-engine wiring harness – 15, 30 foot lengths
- Front supports and rear supports
- Power take-offs
- Fumes disposal (closed system)

CAT, CATERPILLAR, their respective logos, ACERT, "Caterpillar Yellow" and the "Power Edge" trade dress, as well as corporate and product identity used herein, are trademarks of Caterpillar and may not be used without permission.

C18 ACERT™

MARINE PROPULSION ENGINE

469 bhp 350 bkW 1800 rpm
599 bhp 447 bkW 1800 rpm



Image shown
may not reflect
actual engine

SPECIFICATIONS

I-6, 4-Stroke-Cycle-Diesel

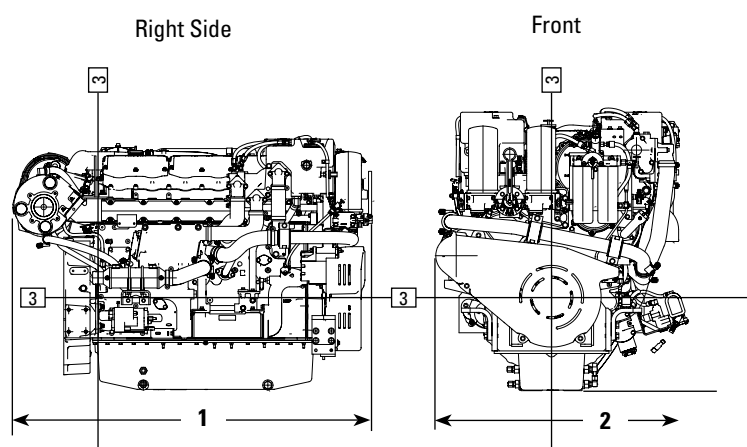
- EPA Tier 3/IMO II compliant
- 18.0 L (1098 cu in) displacement
- 1800 rpm rated engine speed
- 145 mm (5.7 in) bore x 183 mm (7.2 in) stroke
- Turbocharged and aftercooled aspiration
- Electronically governed
- Heat exchanger or keel cooled
- Refill capacity
 - Cooling system: 45 L (12 gal)
 - Lube oil system: 49 L (13 gal) shallow pan
 - Lube oil system: 68 L (18 gal) deep pan
- 250-hour oil change interval shallow pan
- 500-hour oil change interval deep pan
- Caterpillar Diesel Engine Oil 10W30 or 15W40
- SAE No. 0 flywheel housing with SAE No. 18 flywheel (136 teeth), SAE No. 1 flywheel housing with SAE No. 14 flywheel (113 teeth)
- Counterclockwise rotation from flywheel end



STANDARD ENGINE EQUIPMENT

- Separate circuit aftercooler (SCAC)
- Heavy-duty inlet air filter
- Heat exchanger or keel cooling
- SCAC and JW shunt tanks with sight glass
- Watercooled exhaust manifold and turbocharger
- Center sump oil pan, deep or shallow
- Oil filler, filter, and dipstick, front service
- MEUI fuel system
- Fuel filter, front service
- Fuel transfer and priming pumps
- Hybrid fuel lines
- Electronic fuel/air ratio control
- Electronic diagnostics and fault logging
- Front support adjustable mounting system
- Front damper guard
- Customer wiring and service tool connector

DIMENSIONS



ENGINE DIMENSIONS & WEIGHT

(1) Length	1854 mm	73.0 in
(2) Width	1134 mm	44.6 in
(3) Height	1300 mm	51.2 in
Weight, Net Dry (approx)	*1950 kg	*4,299 lb

Note: Do not use these dimensions for installation design. See general dimension drawings for detail.

*Weight includes electric starting motor and charging alternator.

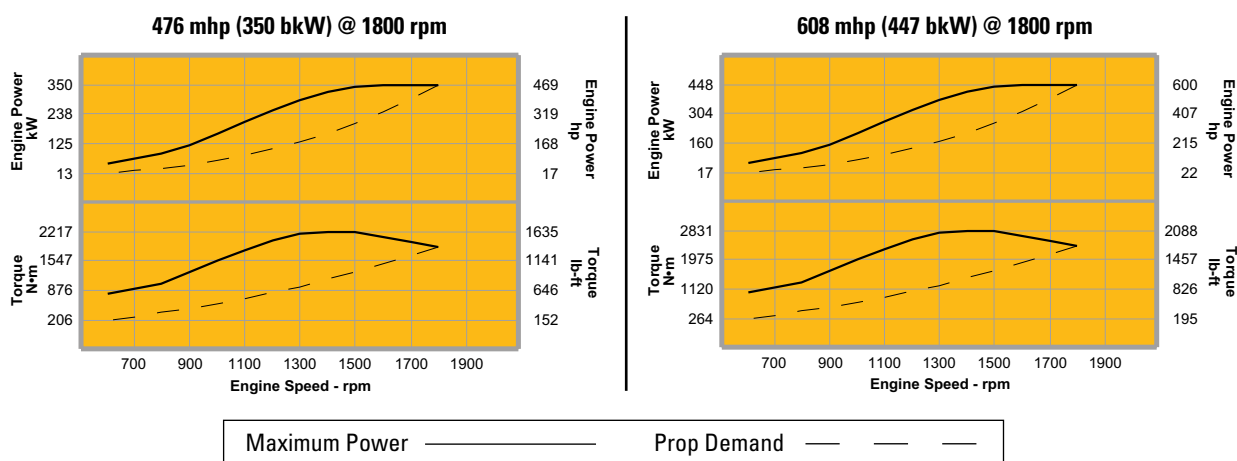
MARINE ENGINE PERFORMANCE

Max Power

A Rating – EM0269-00					A Rating – EM0268-00			
rpm	bhp	g/hr	bkW	g/bkW-hr	bhp	g/hr	bkW	g/bkW-hr
1800	469	24.5	350	222.0	599	30.7	447	218.4
1500	461	21.8	344	201.7	590	28.4	440	205.1
1200	338	16.3	252	204.9	432	20.9	322	206.3
900	164	7.7	122	201.1	209	10.4	156	211.8
600	66	3.7	49	240.0	85	4.3	63	215.8

Prop Demand

A Rating – EM0269-00					A Rating – EM0268-00			
rpm	bhp	g/hr	bkW	g/bkW-hr	bhp	g/hr	bkW	g/bkW-hr
1800	469	24.5	350	222.0	599	30.8	447	218.4
1500	272	14.3	203	223.5	347	18.1	259	222.0
1200	139	7.4	104	227.0	178	9.5	133	226.3
900	59	3.3	44	241.9	75	4.1	56	233.6
600	17	1.4	13	336.2	22	1.6	17	297.6



OPTIONAL EQUIPMENT

- Air inlet adapter
- Auxiliary expansion tank flange kit
- Battery charger 10 amp
- Charging alternator 24V 105 amp
- Exhaust elbows, dry or watercooled
- Exhaust flange, flexible fitting, muffler
- Duplex fuel filter – front service
- Fuel cooler, flexible fuel lines
- Primary fuel/water separator
- Duplex oil filter – front service
- Transmission oil cooler
- Manual sump pump
- Vibration isolators
- Starting motors – electric or air
- Jacket water heaters
- Battery sets – 24V 950-1300 CCA
- MECP I control panel
- MECP III control panel with Cat® alarm and protection system
- OEM wiring harness – 30, 50, 80 foot lengths
- Engine-to-engine wiring harness – 15, 30 foot lengths
- Front supports and rear supports
- Power take-offs
- Fumes disposal (closed system)

CAT, CATERPILLAR, their respective logos, ACERT, "Caterpillar Yellow" and the "Power Edge" trade dress, as well as corporate and product identity used herein, are trademarks of Caterpillar and may not be used without permission.