

Lokotrack® ST4.10™ & ST4.10E

High capacity mobile screen for closed circuit crushing

ST4.10™ is ideal for large-scale aggregate production where closed circuit process is used for producing aggregates for concrete and asphalt sands, road base and building foundations.





Adjustable side conveyor height and angle

Easier closed circuit and high stockpiles

Easy mesh change

Side tensioned top & middle deck

Areas of application:

-  Recycled waste
-  Railway ballast
-  Road base
-  Fine aggregates

Wide feed box

Easier wheel loader feeding and closed circuit process

Safe by design

Handrails, platforms and lights

Diverter chute

Mix products from different decks


Easy maintenance

Top and middle deck side tensioned
Hydraulic screen lift



Metso IC automation

Easy and safe process control and connectivity to other Lokotracks



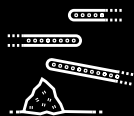
Fuel efficient operation

Engine CAT® Diesel-Electric drive with e-Power *

Heavy-duty air filter

Protects engine from dust and reduces service interval

*Available as an option



Extended feed hopper for easy closed-circuit production



Transport as a single unit








Easy mesh changes by a single person



Diesel-electric drive with e-Power

Technical details Lokotrack® ST4.10™ & ST4.10E

Screen	Feeder	Conveyor	Engine power options	Transport dimensions
 <p>Size 6,060 x 1,520 mm (20' x 5")</p> <p>Screening area 9,3 m² (10.8 yd²)</p> <p>Decks 3</p> <p>Nominal capacity* 600 Mtph (660 Stph)</p> <p>Stroke 8-9 mm</p> <p>Screening media Woven steel mesh Trellex rubber mesh</p>	 <p>Type Belt feeder with tipping/ vibrating grid or rock box</p> <p>Feed hopper volume 8 m³ (10 yd³)</p> <p>Loading height 3,390 mm (11' 1") (with tipping grid)</p> <p>Loading width 4,650 mm (15', 3")</p> <p>Max feed size 150 mm (6")</p>	 <p>Lifting conveyor width 1,050 mm (42")</p> <p>Side conveyor top deck* width 650 mm (26") length 10 m (32' 10")</p> <p>Side conveyor midsize* width 800 mm (31,5") length 10 m (32' 10")</p> <p>Side conveyor bottom deck* width 800 mm (31,5") length 10 m (32' 10")</p> <p>Product conveyor undersize width 1,200 mm (47")</p> <p>*Adjustable discharge height</p>	 <p>Model CAT® C3.6</p> <p>StageV/Tier4F 100 kW (134 hp)</p> <p>Tier3 106 kW (142 hp)</p> <p>Fuel tank 300 l (79 gal)</p> <p>Hydraulic oil 105 l (28 gal)</p> <p>*Available as an option</p>	 <p>Length 19,650 mm (64' 2")</p> <p>Width 3,040 mm (10')</p> <p>Height 3,560 mm (11' 1")</p> <p>Weight 33,000 kg (72,700 lbs)*</p>

*Capacity depends on application (required end products, feed material characteristics and size, moisture etc.).



Transport as a single unit.



Adjustable conveyor heights for flexible operations.



e-Power for efficient hybrid diesel-electric operation.



Large feed box allows closed circuit process.



"When such volumes are being produced by a single crushing plant, the machinery needs to be reliable. Metso Outotec is known as a dependable Finnish company that also provides well-functioning maintenance services."

Jari Pärhä, Pärhä Oy